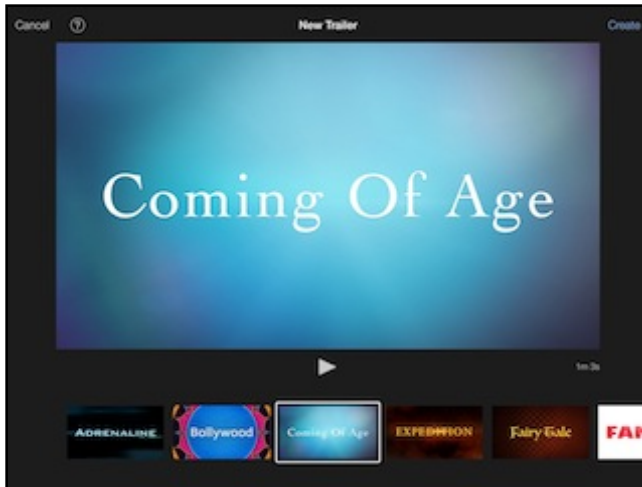






iMovie Trailers



iMovie Trailer Task Challenge #1

- Open the iMovie app
- Select “Projects” at the top of the screen then tap the plus sign +
- On the “New Project” pop-up, select “Trailer”
- Choose one of the 14 available templates for your iMovie Trailer
- Swipe along the bottom of the screen to tour the template choices; tap the play icon to preview a template 
- When you have chosen a template, tap “Create” in the top right
- Outline: customize the name of your movie, name your studio, and customize the credits
- Storyboard: customize the text for each section and add your photos and/or video clips
- Customize storyboard text: tap in the blue text boxes to bring up the keyboard
- Photos and video clips must be in the Photos app on the device
- Add photos/videos: Tap a photo/video frame  in the Storyboard
- Tap Video or Photos in the bottom left and select the photo or video to add
- Edit photos by choosing the start and end point for display
- Photos - Ken Burns Effect: Disable/Enable the Ken Burn effect by tapping the box on the photo
- Edit videos by choosing the portion of the clip to display; mute the music sound track so you can hear the video sound track
- Take new photos or video right in the app: tap Camera 
- Preview as you work by tapping the play button in the preview screen
- When finished, tap Done at the top of the screen, then choose share 
- Save your video to the Camera Roll and share, save to DropBox and share, send to another app and share
- Have fun creating iMovie Trailers!



iMovie

iMovie is a great app for creating and editing videos. One of the nice features is the ability to create Hollywood style movie trailers just like you see in a theater. iMovie Trailers are an excellent way for teachers and students to begin learning about video creation.

iMovie Trailers

- Average one minute in length
- 14 different templates to choose from
- Preview each template with sample footage
- Outlines can be customized for your movie
- Include pre-made storyboards
- Customize the text in each storyboard
- Customized audio tracks for each template
- Add either photos or video
- Video clips are short - timing is shown on the storyboard
- Preview work as you go
- Share trailers with others

Integration Ideas

- Digital Storytelling
- Book Trailers
- Biographies
- Science, social studies, math
- All About Me videos
- Promotions for school or class events
- “Teaser” to introduce a presentation
- Advertisements
- Authentic assessment